

... , ... , ...

... , 15, 49005, ... ; e-mail: dep7@ukr.net

1520

( ),

EN 15227.

36 /

80 .

90 50 ; 123 64 .

EN 15227

1520 50 - 0,25 , 64 - 0,95 0,3

1520

( ),

EN 15227.

36 /

80 .

64 . : 90 50 ; 123

EN 15227

1520 50 - 0,95 , 0,3

0,25 , 64 -

New high-speed passenger cars for 1520 mm gage railways must be designed taking into account passive safety systems (PSSs) for collision protection. A PSS includes energy absorbing devices (EADs), which protect the passengers, the train crew, and the car structures from destructive impact loads. At the Institute of Technical Mechanics of the National Academy of Sciences of Ukraine and the State Space Agency of Ukraine, EADs of different absorbing capacities have been designed. The aim of this paper is to estimate dynamic loads on the PSS-equipped vehicles of a reference train in collisions whose scenarios are specified in the EN 15227 standard. In this paper, collisions of a reference train at 36 km/h with an identical train and with 80 t freight car are considered. The reference train consists of a locomotive and four cars whose end parts are equipped with EADs. A discrete-mass model of a head-on train collision is presented. What is new in the model is the force characteristic of an inter-car connection, which takes into account the operation of the locomotive and car push-back automatic couplers and EADs and the elastoplastic deformation of the vehicle structures. Two trains are considered: a 90 t locomotive with 50 t cars and a 123 t locomotive with 64 t cars. It is shown that the requirements of the European EN 15227 standard and the passive protection concept developed for a 1520 mm gauge high-speed passenger train are met if the locomotive, 50 t cars, and 64 t cars are equipped with EADs of energy absorbing capacity 0.95 MJ, 0.25 MJ, and 0.3 MJ, respectively. Locomotive and car EAPs with these values of the energy absorbing capacity have been designed.

© ... , ... , ... , 2017

... - 2017. - 3.

: ,  
 , ,  
 .  
 . ( ) “ ”  
 2017 – 2021 . [1]. “ -  
 ” 29.11.2016  
 “ ” 2021 . [2]. -  
 , . -  
 , , -  
 , , -  
 , . 66 % -  
 , - 87 %, -  
 66 % , 42 % - 84 %, -  
 - 99 % [3]. , -  
 . -  
 ( ) . -  
 ( ) -  
 , , -  
 . -  
 2008 . -  
 EN 15227 [4]. EN 15227 -  
 . , -  
 4 . -  
 36 / ( 36 / -  
 80 ) , -  
 . -  
 . -  
 0,05 . -  
 10 % . -  
 5 g . -

[5 – 14].

[5 – 9].

[6, 10 – 14].

1520

EN 15227

1520

[15].

1520

[16, 17],

[16]

EN 15227) 123 (

90 (

1520 ).

80

0,95

80

[17]

50 (

EN 15227) 64

1520 ).

EN 15227

18 /

4-

0,3

64

50

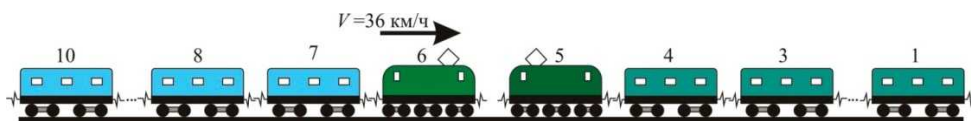
0,25

EN 15227.

36 /

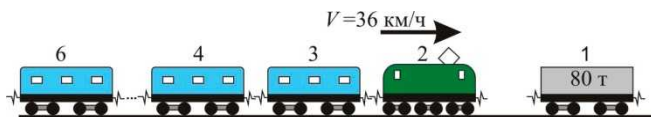
80 .

. 1.



. 1

. 2.



. 2

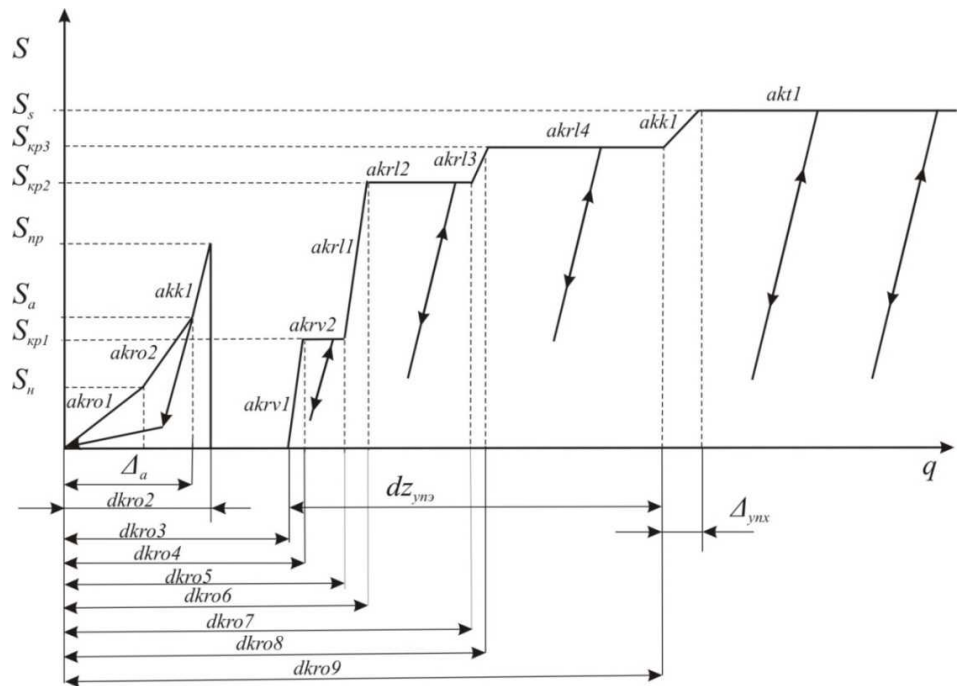
$$\begin{aligned} \dot{v}_i &= m_i^{-1} [S_i - S_{i+1} + F_i] \quad (i = 1, 2, \dots, 2N); \\ \dot{q}_i &= v_{i-1} - v_i; \quad q_i = x_{i-1} - x_i \quad (i = 2, 3, \dots, 2N); \\ S_i &= S_i(q_i, \dot{q}_i), \quad S_1 = S_{2N+1} = 0; \\ v_i &= v_{i0} \quad (i = 1, \dots, N); \quad v_i = 0 \quad (i = N + 1, \dots, 2N), \end{aligned}$$

$m_i$  —  $i$ -масса;  $x_i, v_i$  —  $i$ -координата и скорость;  $S_i$  —  $i$ -функция Гамильтона;  $q_i, \dot{q}_i$  —  $i$ -обобщенные координаты и скорости;  $F_i$  —  $i$ -сила тяги;  $N$  — количество локомотивов.

. 3.

. 3 :  $S_H$  —  $S_H$  — функция Гамильтона;  $S_a$  —  $S_a$  — функция Гамильтона;  $\Delta_a$  —  $\Delta_a$  — функция Гамильтона;  $S_{np}$  —  $S_{np}$  — функция Гамильтона;  $dkro 2$  —  $dkro 2$  — функция Гамильтона;  $dkro 3$  —  $dkro 3$  — функция Гамильтона.

$dkro\ 4$  – ;  $S_{kp1}$ ;  $dkro\ 5$  – ;  $dkro\ 6$  –  
 $S_{kp2}$ ;  $dkro\ 7$  – ;  $dkro\ 8$  – ;  $S_{kp3}$ ;  $dkro\ 9$  –  
;  $dz_{yn3}$  –  
);  $S_s$  –  
( , );  $U$  –  
 $S_{kp3}$   $S_s$ ;  $akro1, akro2$  –  
;  $akk1$  –  
( , );  $akrv1, akrv2$  –  
;  $akrl1, akrl2, akrl3, akrl4$  –  
;  $akt1$  –  
( , )



. 3

push-back coupler [18 – 20],

(i-1)- [18, 21, 22].

36 / 80 .

-3.

( )

-5.

36 / ,

EN 15227

1520

[15]

[16, 17].

:

– 1 – , 90 , 50 –  
0,25 ; 0,95

– 2 – , 123 , 64 –  
0,25 ; 0,95

– 3 – , 123 , 64 –  
0,3 ; 0,95

4,2 ,

3 ,

36 / ,

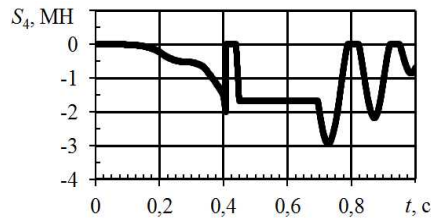
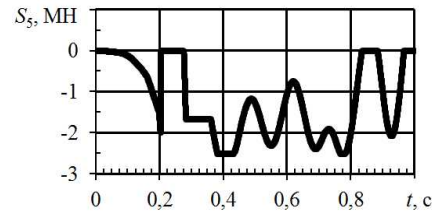
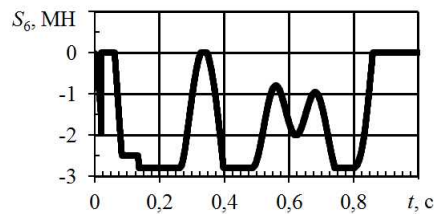
.1.

| <i>i</i> | ( 1)   |                 | ( 2)   |                 | ( 3)   |                 |
|----------|--------|-----------------|--------|-----------------|--------|-----------------|
|          | $S_i,$ | $\ddot{x}_i, g$ | $S_i,$ | $\ddot{x}_i, g$ | $S_i,$ | $\ddot{x}_i, g$ |
| 1        | 0,00   | 1,70            | 0,00   | 1,80            | 0,00   | 2,20            |
| 2        | 0,86   | 3,10            | 1,16   | 2,20            | 1,39   | 2,50            |
| 3        | 2,00   | 4,80            | 2,00   | 5,60            | 2,00   | 3,10            |
| 4        | 2,93   | 5,00            | 3,59   | 4,50            | 2,00   | 3,90            |
| 5        | 2,51   | 3,10            | 2,81   | 2,30            | 2,47   | 2,30            |
| 6        | 2,79   | 3,10            | 2,80   | 2,30            | 2,79   | 2,30            |
| 7        | 2,51   | 5,00            | 2,81   | 4,50            | 2,47   | 3,90            |
| 8        | 2,93   | 4,80            | 3,59   | 5,60            | 2,00   | 3,10            |
| 9        | 2,00   | 3,10            | 2,00   | 2,20            | 2,00   | 2,50            |
| 10       | 0,86   | 1,70            | 1,16   | 1,80            | 1,39   | 2,20            |

1  
5 6,  
1, 2, 3, 4, 7, 8, 9, 10 ( . . 1). .4

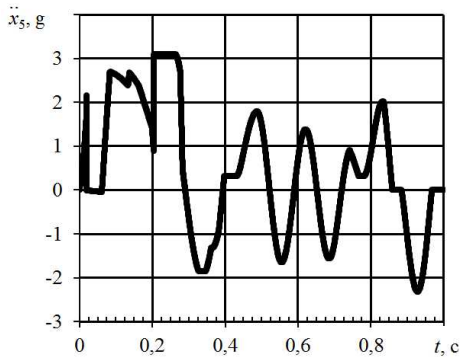
36 /

1.

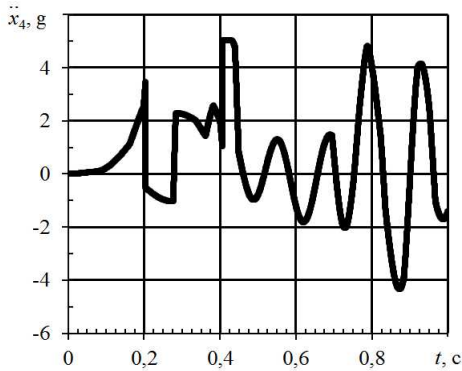


.4, ), .4, ) .4, )

.5, ) .5, )



)



)

.5

,

90

50

0,95

0,25

5 g [4].

64 ,

123

EN 15227

-3,6

5 g.

4-

8-

-0,038 ,

0,05

5

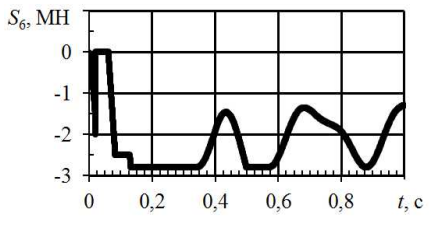
3,

.6

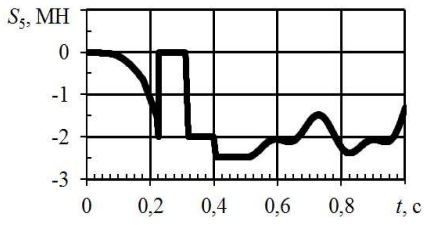
.7

.4

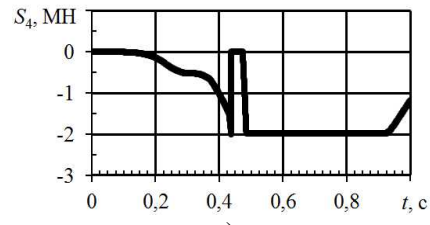
.5.



)



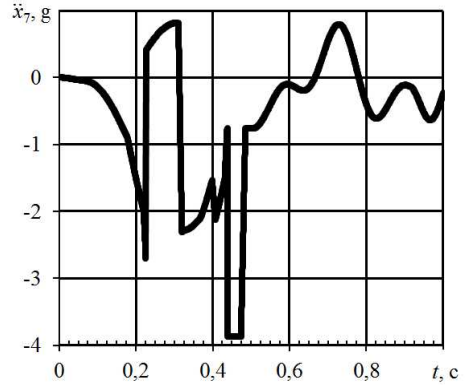
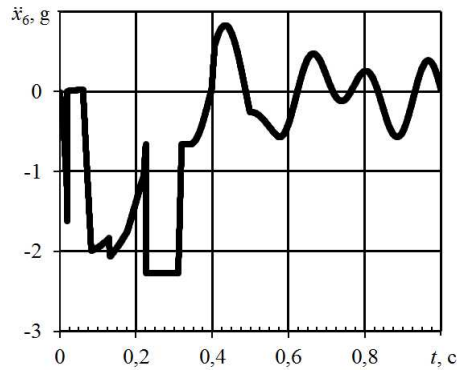
)



)

.6





)

)

.7

. .2

1 3.

2

| $i$ | ( 1)   |                 | ( 3)   |                 |
|-----|--------|-----------------|--------|-----------------|
|     | $S_i,$ | $\ddot{x}_i, g$ | $S_i,$ | $\ddot{x}_i, g$ |
| 1   | 0,00   | 4,60            | 0,00   | 6,00            |
| 2   | 3,67   | 4,10            | 4,83   | 3,90            |
| 3   | 2,00   | 3,50            | 2,00   | 3,10            |
| 4   | 2,00   | 2,70            | 2,00   | 2,30            |
| 5   | 1,20   | 1,30            | 1,33   | 1,10            |
| 6   | 0,67   | 1,30            | 0,97   | 1,50            |

123 , -4,83 ,

4,2 ,

, -0,04 [4].

, 5 g.

80

36 /

[16, 17].

— 1 : 0,95 ,

90 123 ( .8);

80

- 2 0,25 ,

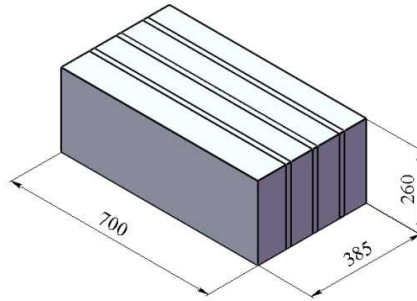
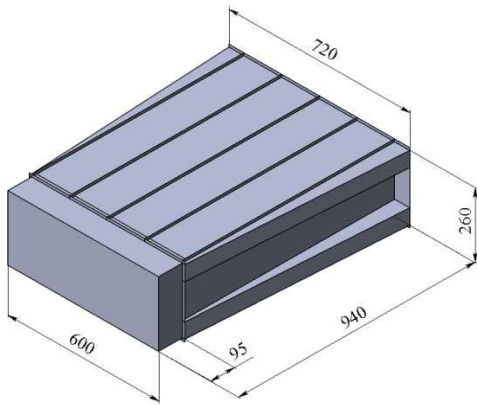
50

( .9);

- 3 0,3 ,

64 .

.8 .9 .



.8

.9

1 ( .8)

( 1 2).

1

- 2 ,

- 4 .

53 , 18

80 , 35 - 85 .

- 30 . ,

- 0,6 .

10 .

2

20 . 1.

- 8 .

- 2,2 . 2

2 ( .9)

2 - 6,6 .

5 ,

- 10 .

- 30 .

- 85 , 0,6 .

- 80 ,

- 2 .

- 2 .

3 2

3

- 2 .

80 , 30 – 90 . 63 , 33 -  
-30 . ,  
- 0,7 .  
-5 .  
1 – 3 08  
175 .  
. ( 90 123 ) -  
( , 50 64 ), 36 /  
, .  
90 123 , 0,95 50  
0,3 0,25 , 64 -  
EN 15227  
1520 -  
. -  
: 1 0,95 -  
90 123 ; 2 -  
0,25 50 ; 3 -  
0,3 64 .

1. " " 2017 – 2021 . URL: [http://www.uz.gov.ua/files/file/Strategy\\_Presentation\\_fin1.pdf](http://www.uz.gov.ua/files/file/Strategy_Presentation_fin1.pdf) (Last accessed: 15.09.2017).
2. ( ) " " 2021 2017 . URL: <http://eurotrain.railway-publish.com/assets/files/pdf/1.pdf> (Last accessed: 15.09.2017).
3. 2016-2017. URL: <http://eurotrain.railway-publish.com/assets/files/pdf/5.pdf> (Last accessed: 15.09.2017).
4. EN 15227. Railway applications – Crashworthiness requirements for railway vehicle bodies. Brussels, 2008. 37 p.
5. *Carl F.B., Schneider S., Wolter W.* Development of the crashworthy locomotive platform TRAXX: Operational needs, technical concept and validation procedure. Passive Safety of Rail Vehicles and Safe Interiors. Proceedings of 5th International Symposium (17 – 18 March, 2005, Berlin). Berlin, 2005. P. 42–62.
6. The EST crash buffer (EST ). URL: <http://www.crashbuffer.com/index.htm> (Last accessed: 15.09.2017).
7. *Foedtke J., Schneider S., Pfrommer R., Zurheide H.* Entwicklung der Kastenstruktur für die Lokomotive Voith Maxima 40C. Design of the carbody structure for the Voith Maxima 40CC locomotive. ZEVrail Glasers Annalen. 2008. 132. . 292–303.
8. Prima II – . 2010. 12. . 17–25.
9. Siemens. Locomotives – . URL: <http://eurotrain.railway-publish.com/assets/files/pdf/12.pdf> (Last accessed: 15.09.2017).
10. . URL: [http://resource.voith.com/vt/publications/downloads/1994\\_r\\_g1712\\_rus\\_2013-03.pdf](http://resource.voith.com/vt/publications/downloads/1994_r_g1712_rus_2013-03.pdf) (Last accessed: 15.09.2017).
11. *Jade E.* Development process of a side bumper crash device. Passive Safety of Rail Vehicles. Innovation in passive safety and interior design. Proceedings of the 7th International Symposium (20–21 November 2008, Berlin). Berlin, 2008. P. 71–80.
12. *Wasilewski L.* Evolution of crash absorbing systems according to EN 15227 and according to real operation conditions. Passive Safety 2013 – Passive Safety of Rail Vehicles and Safe Interiors. Proceedings of the 9th International Symposium (21–22 February 2013, Berlin). Berlin, 2013. P. 211–218.
13. Axtone is the supplier of the largest crash buffers in Europe. URL: <http://www.crashtechology.eu/news/task,item/id,10/> (Last accessed: 15.09.2017).

14. Innova Systems & Technologies. Railway technologies & crash buffers. URL: <http://www.innova-systech.com/> (Last accessed: 15.09.2017).
15. . . . . 2015. 1. . 84–96.
16. . . . . 2017. 1. . 72–82.
17. . . . . 1520 . . . . . 2017. 1. . 72–82.
18. . . . . 1520 . . . . . 2017. 2. . 73–83.
19. . . . . 2014. 4. . 65–74.
19. *Llana P., Stringfellow P.* Preliminary finite element analysis of locomotive crashworthy components. ASME 2011 Rail Transportation Division Fall Technical Conference RTDF011, September 21 – 22, 2011, Minneapolis, Minnesota, USA: proceedings. Minneapolis, 2011. P. 1–11.
20. *Llana P., Stringfellow R.* Preliminary development of locomotive crashworthy components. ASME/ASCE/IEEE Joint Rail Conference JRC2011, March 16 – 18, 2011, Pueblo, Colorado, USA: proceedings. Pueblo, 2011. P. 11–20.
21. . . . .
22. . . . . 2013. 1 (43). . 154–161.
2015. 4 (58). . 163–174.

18.09.2017,  
02.10.2017