

-2SL

1

3, 49008,

; e-mail: my.Gryshyn@gmail.com

2

72, 49000,

; -mail: paadp@mail.ru

5, 15 25

-2SL

-2SL

5, 15 25

-2SL

-2SL

The results of a numerical simulation of a supersonic flow about the Zenit-2SL launch vehicle at angle of attack 5, 15 and 25 degrees are presented. Attention in this work is devoted to obtaining the proved three-dimensional vortex structure of the flow about the Zenit-2SL launch vehicle. The numerical simulation is based on the unsteady three-dimensional Reynolds-averaged Navier–Stokes equations for a compressible gas. Reference equations are solved by the control volume method. From computations three characteristic regimes of the flow around a rocket body at angle of attack are obtained, including a nonstalling flow around a cylindrical body part, attached and unattached separation of flow at cross section. The simulation results correlate satisfactorily with the existing computations and experimental data.

Zenit-2SL ,

[1 – 9].

S/HABR [10],

)

(,),

« ».

;

[11].

-2SL .

() -2SL

= 2.
~7140 .

5, 15 25 ,

-2SL


$$\frac{\partial \mathbf{q}}{\partial t} + \frac{\partial \mathbf{E}_i}{\partial x_i} = 0$$

$$\mathbf{q} = \begin{bmatrix} \dots \\ \dots u_1 \\ \dots u_2 \\ \dots u_3 \\ e \end{bmatrix}; \mathbf{E}_i = \begin{bmatrix} \dots u_i \\ \dots u_i u_1 + u_{1i} p - \dagger_{1i} \\ \dots u_i u_2 + u_{2i} p - \dagger_{2i} \\ \dots u_i u_3 + u_{3i} p - \dagger_{3i} \\ (e + p)u_i - u_j \dagger_{ij} - q_i \end{bmatrix},$$


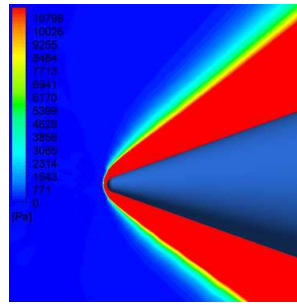
$t = \dots$; $x = \dots$; $u_i = \dots$; $i, j = 1, 2, 3$; $p = \dots$; $e = \dots$; $ij = \dots$; $q_i = \dots$ [12, 13].

SST (Shear Stress Transport) [14].

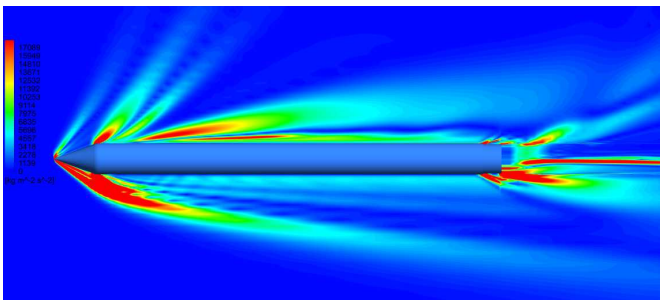
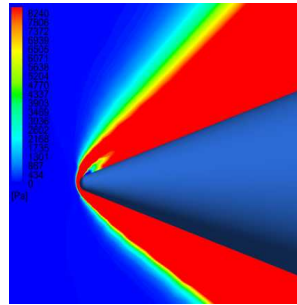
1 302 016
 $y^+ < 5$, $y^+ = \dots$
 (~70), ~ 20
 0,42R, R -
 [15].
 $= 0,8$ M = 1,3.
 $= 1,4$ M = 1,8.
 5
 15
 (.1).



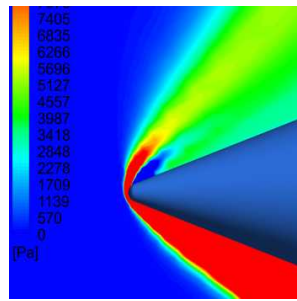
) 5



) 15



) 25



. 1 -

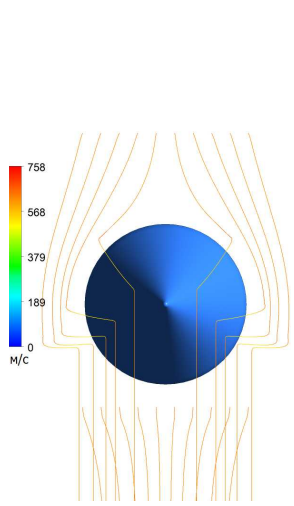
25

15 -

[16].

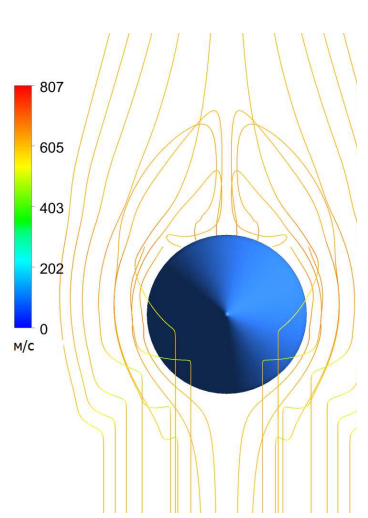
(.2).

(.3).

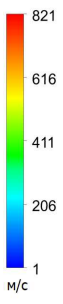


) 5 .

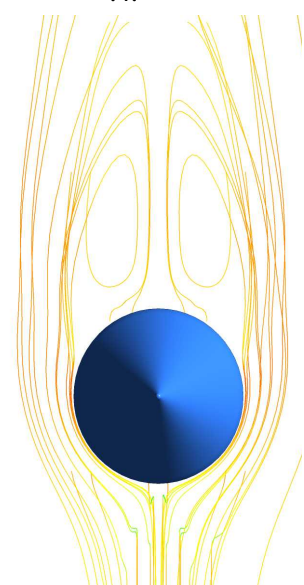
.3 -




) 15 .




.4.




) 25 .



) 5



) 15

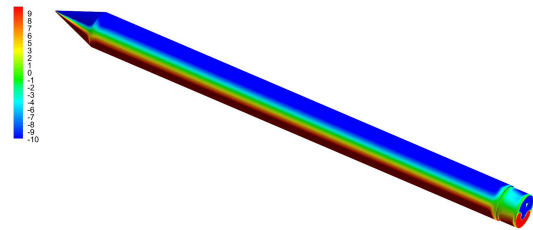


) 25

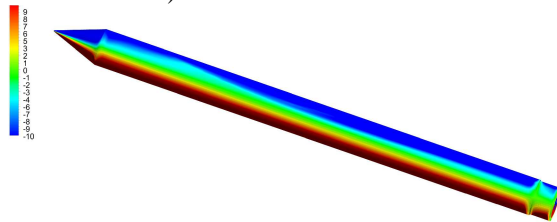
.4 -

Q

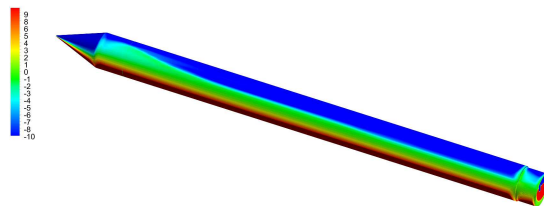
.5 .5 -
 5 . 15 -
 . () -
 . 6. -
 ~ 1,6. -
 5 ~ 0,42,
 15 -0,7 25 ~1. -
 , 15 25 (-30000 -46000 -
 25 -14000 -30000 15)
 (. 6).



) 5

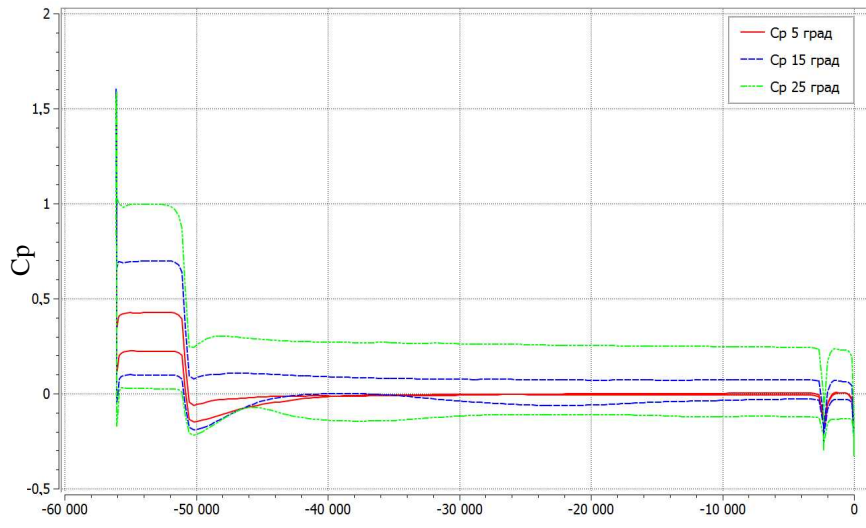


) 15

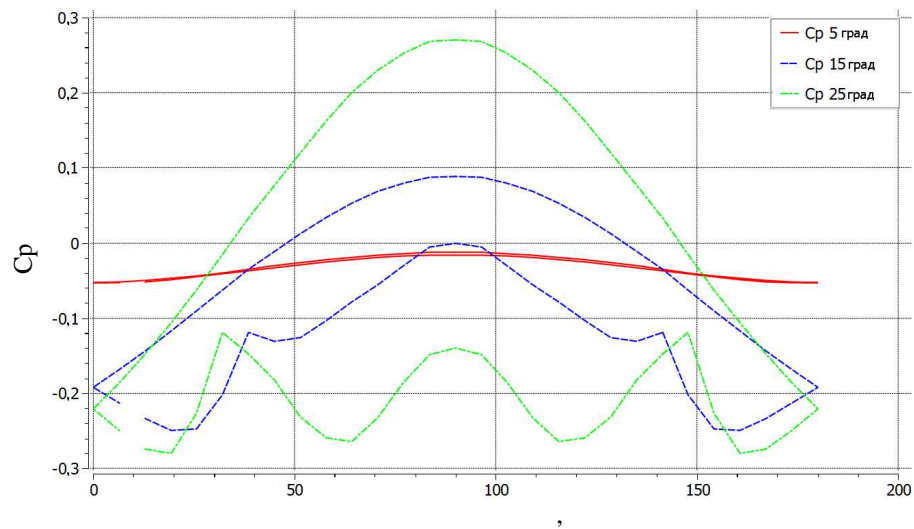


) 25

.5 -



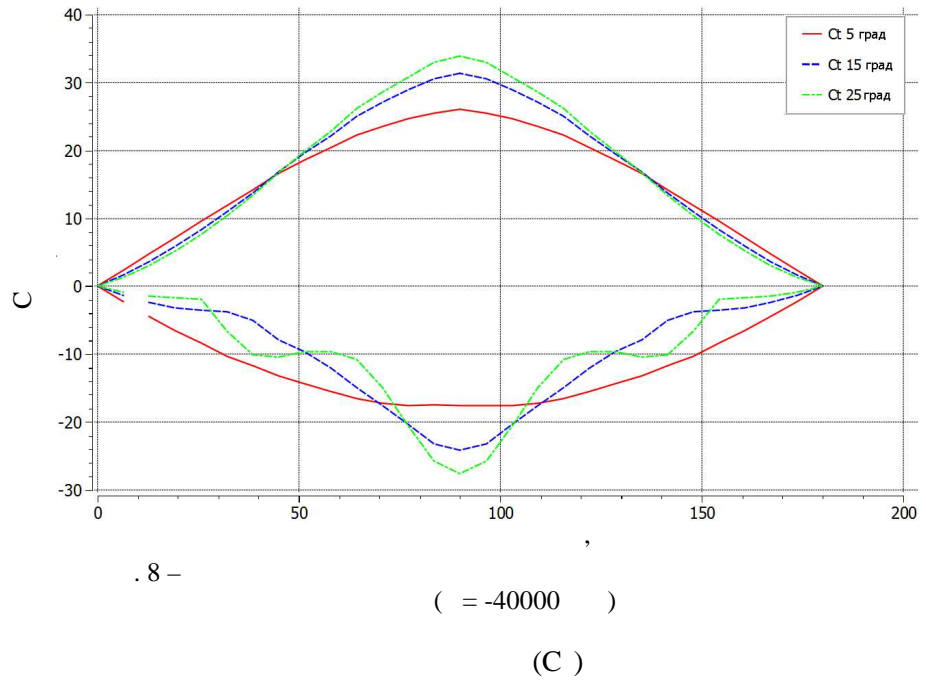
.6 -



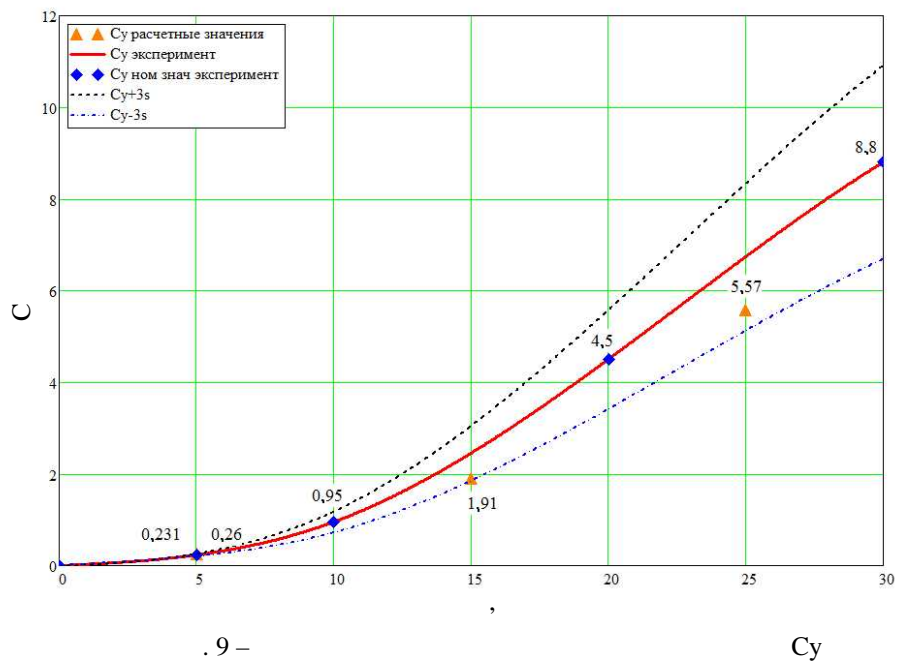
.7 -

(= -40000)

)(.7).



~6
15 25 ~1 15
(. 8).



(Cy)

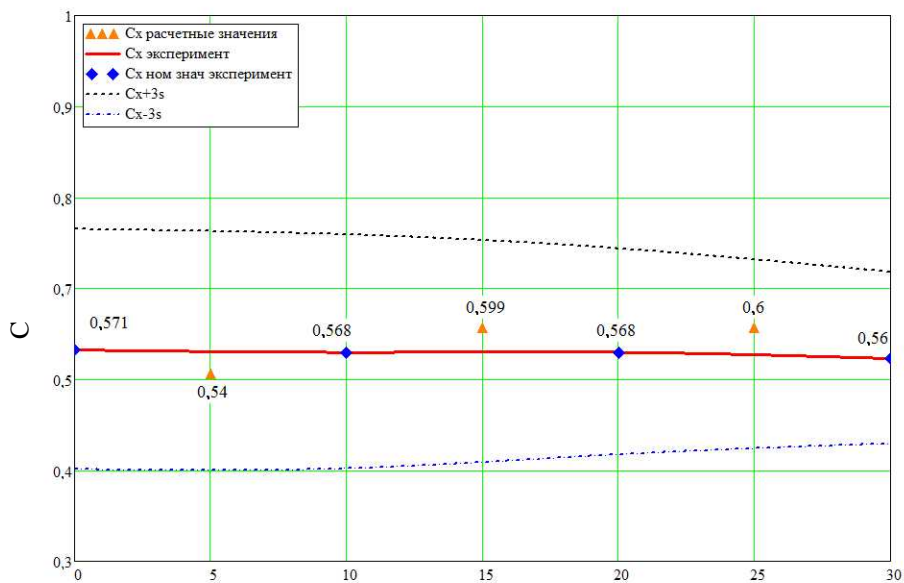
(±3s),

Cy

« » (. 9).

()

(x±3s) (. 10).



. 10 –

C

1.

2SL :

5
15 25

2.

